




**LOAD**



**WEIGH**



**N' DRIVE**

### RELIABLE AND ACCURATE SOLUTION

With the increasing costs of fuel it becomes crucial knowing the weight of the transported load.

Hook lifter is a typical application where containers have to be weighed on the spot when picked up or each time the container is loaded with the use of the mounted crane. Vei gives a simple and easy to install solution which takes just a little body work.

### LOAD

Load the container on to the truck as usual, 'till it seats onto the frame.

### WEIGH

Before locking the container, lift it by the weighing pads pistons; 10mm lift is enough, taking care of not hitting the container's loading hook. The weighing pads pistons have been designed to secure container's locks stay at rest and therefore truck doesn't move with the containers not sitting on the frame.

The weight can be stored on the indicator located in the cabin.

### N' DRIVE

After weighing, lower the container, lock it and drive away.

**ADVANTAGES:** the frame doesn't have to be modified because the load pads are bolted on top the frame.



**USB**  
USB memory stick reader/writer  
built-in as standard



## OPTIONS

**VPRINT**  
Thermal high speed printing for your reporting  
on truck loads and production



## WIRELESS DATA TRANSMISSION



**TRACKWEIGHT**  
Quad-band cellular modem



**WiFi**  
WIFI MODEM



**IPOTWEB**  
Payload Monitoring Software  
**ipotweb**




**1**

Onboard instrumentation helperX




**1**

Onboard instrumentation millennium5




**2**

Weighing pads group on the truck's chassis



Weighing pads  
inserted on the  
frame



**3**

fuse box

**4**

junction box

**5**

command  
box

**6**

pump group  
to lift the  
container

Junction box, Distribution group of weighing pistons, Weighing pads